



North Star Public School

Long Term Planning Meeting

Monday June 15, 2020 (8:00 PM)

Classroom 101

Agenda



- :Introduce Board Members
- :Purpose/Goals of a Long-Term Planning Meeting
- :North Star Enrollment Projections/History
- :Academic and Extra-Curricular Programs
- :Instructional and Administrative Staffing
- :Financial History
- :Facility Improvements/Needs
- :Questions/Discussion

North Star School Board

The logo for North Star School Board features a stylized tiger's head in shades of orange and red, set against a grey star. The tiger is depicted with its mouth open, showing its teeth. The words "NORTH STAR" are written in a bold, sans-serif font across the middle of the star, with "NORTH" in orange and "STAR" in red. The entire logo is semi-transparent and serves as a background for the text.

:President – Vickie Jacksen

:Vice-President – John Peters

:Director – Chris Doehler

:Director – Jeana Jorde

:Director – Robert Kennedy

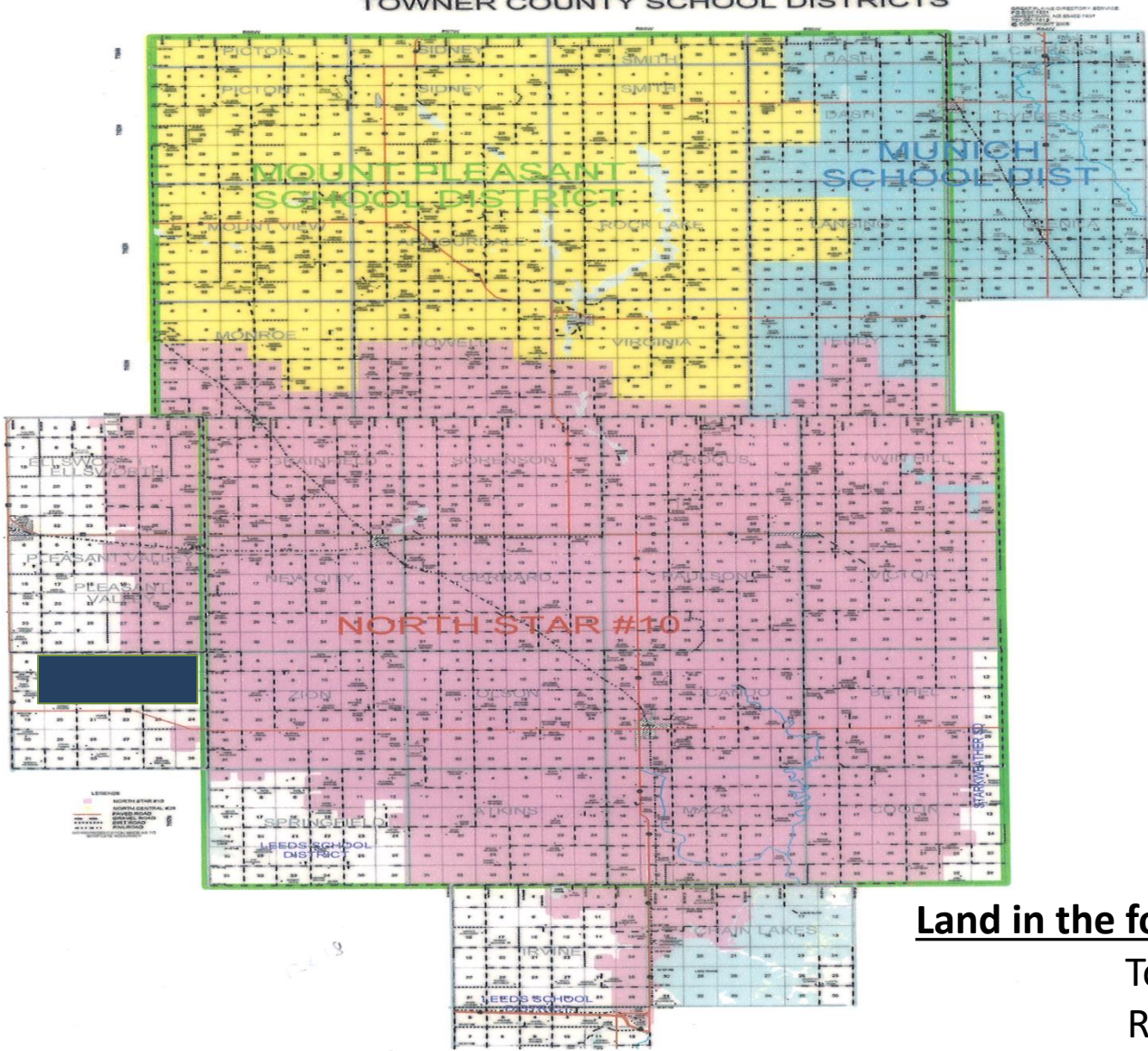
:Director – Michelle Gibbens

:Director – Jay Nicholas

School District Long-Term Demographics Planning Process

1. Between January first and June thirtieth of every even-numbered year, the board of each school district shall invite the public to participate in a planning process addressing the effects that demographics might have on the district in the next three to five years, and specifically to address potential effects on:
 - A. Academic and extra-curricular programs
 - B. Instructional and administrative staffing
 - C. Facility needs and utilization
 - D. District tax levies.
2. At the conclusion of the planning process, the board shall prepare a report, publish a notice in the official newspaper of the district indicating the report is available, and make the report available upon request.

TOWNER COUNTY SCHOOL DISTRICTS



Land in the following Counties

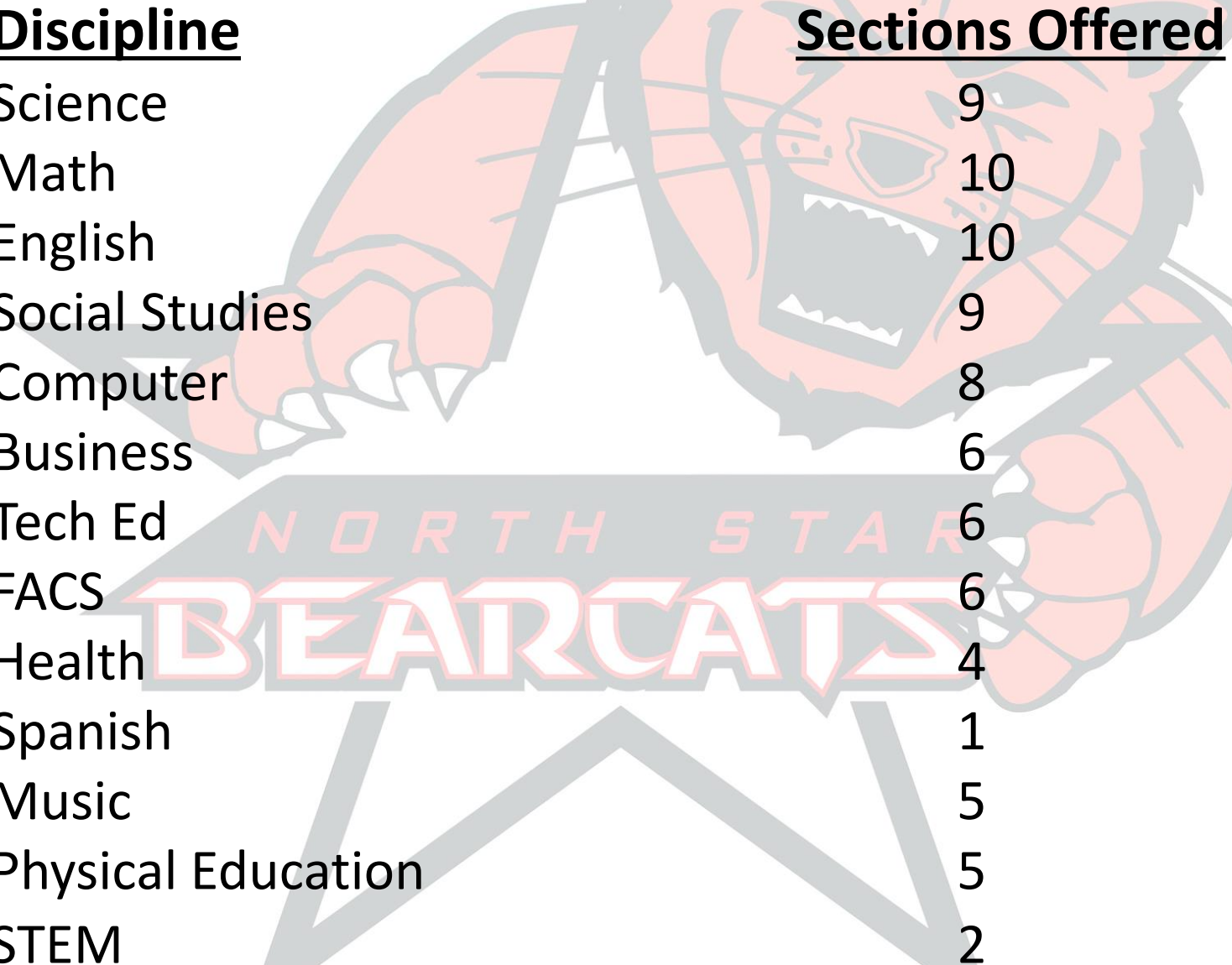
- Towner
- Rolette
- Benson
- Ramsey
- Pierce (10 quarters)

Enrollment Figures/Projections

Year	Pre-School	Elementary	High School	PK-12 Total
2014-15	24	160	112	296
2015-16	23	160	116	299
2016-17	21	169	112	302
2017-18	31	153	112	296
2018-19	25	147	118	290
2019-20	28	161	115	304
2020-21	13	168	118	299
2021-22	21	158	119	298
2022-23	11	160	122	293

North Star Course Offerings

Grades 7-12 (2019-20)



<u>Discipline</u>	<u>Sections Offered</u>
Science	9
Math	10
English	10
Social Studies	9
Computer	8
Business	6
Tech Ed	6
FACS	6
Health	4
Spanish	1
Music	5
Physical Education	5
STEM	2

North Star Elementary Offerings

2019-20

Reading
Language

Math

Science

Art

Health

NORTH STAR

Physical Education

Music

Band

BEATCATS

Social Studies

Spelling

Library

Computer

Extra-Curricular Programs

2019-20



Girls Programs

Volleyball

Basketball

Track

Golf

Robotics

Cheerleading

Speech

FCCLA

SADD

Drama

Instrumental Music

Hockey

Vocal Music

Annual Staff

Honor Society

Boys Programs

Football

Basketball

Track

Golf

Robotics

Baseball

Speech

FCCLA

SADD

Drama

Instrumental Music

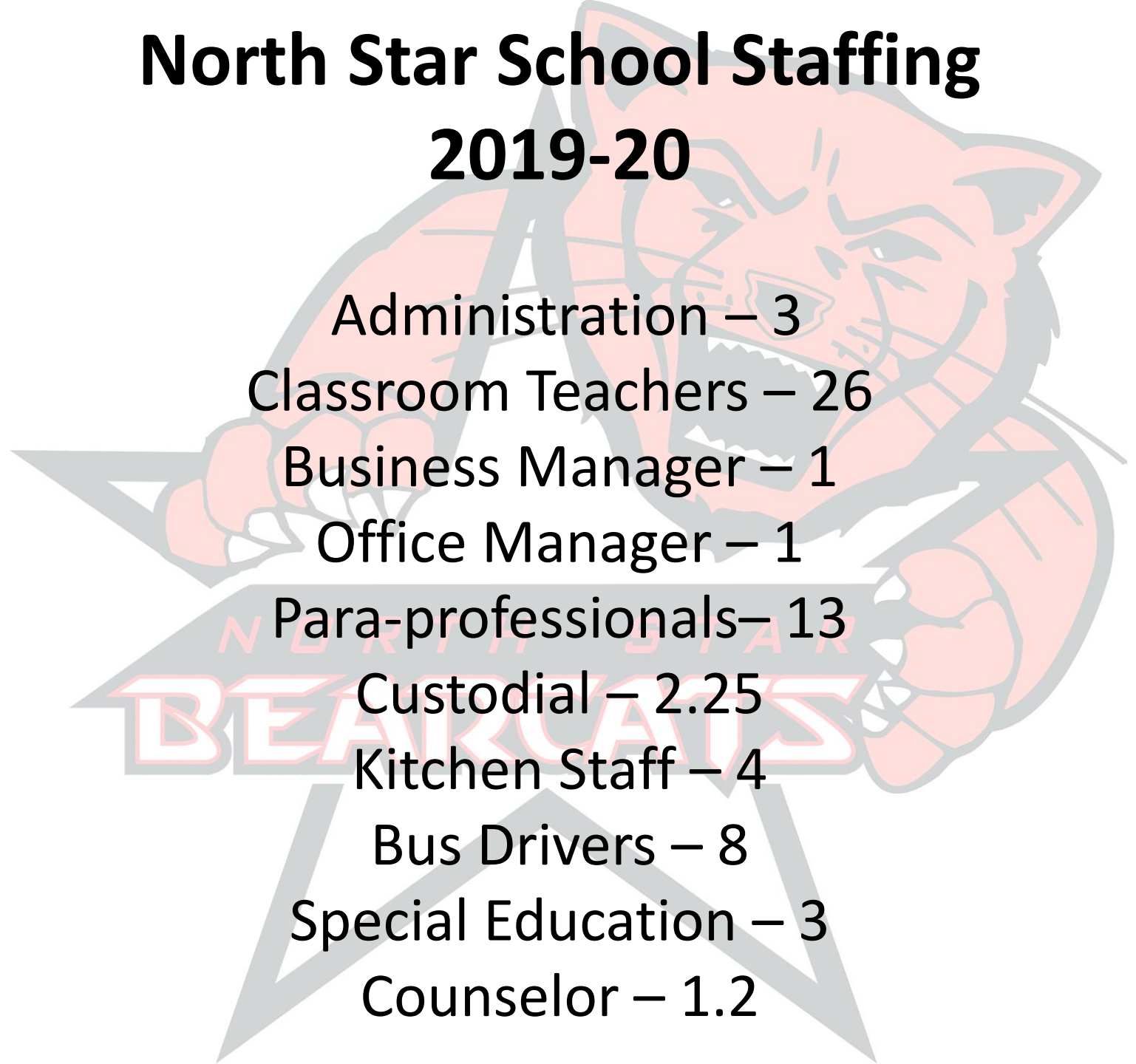
Hockey

Vocal Music

Annual Staff

Honor Society

North Star School Staffing 2019-20



Administration – 3
Classroom Teachers – 26
Business Manager – 1
Office Manager – 1
Para-professionals – 13
Custodial – 2.25
Kitchen Staff – 4
Bus Drivers – 8
Special Education – 3
Counselor – 1.2

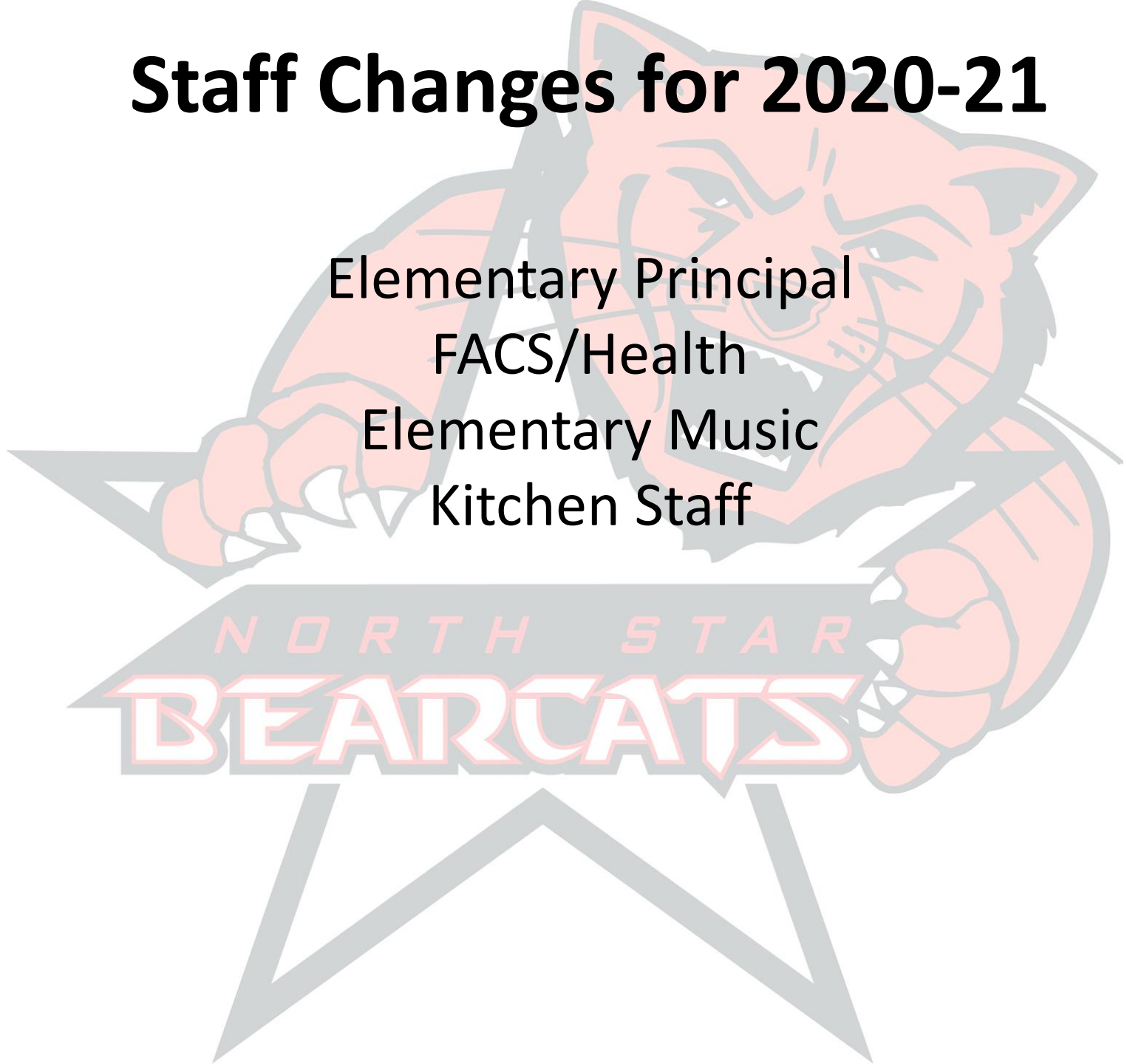
Staff Changes for 2020-21

Elementary Principal

FACS/Health

Elementary Music

Kitchen Staff



Type of Mill Levies



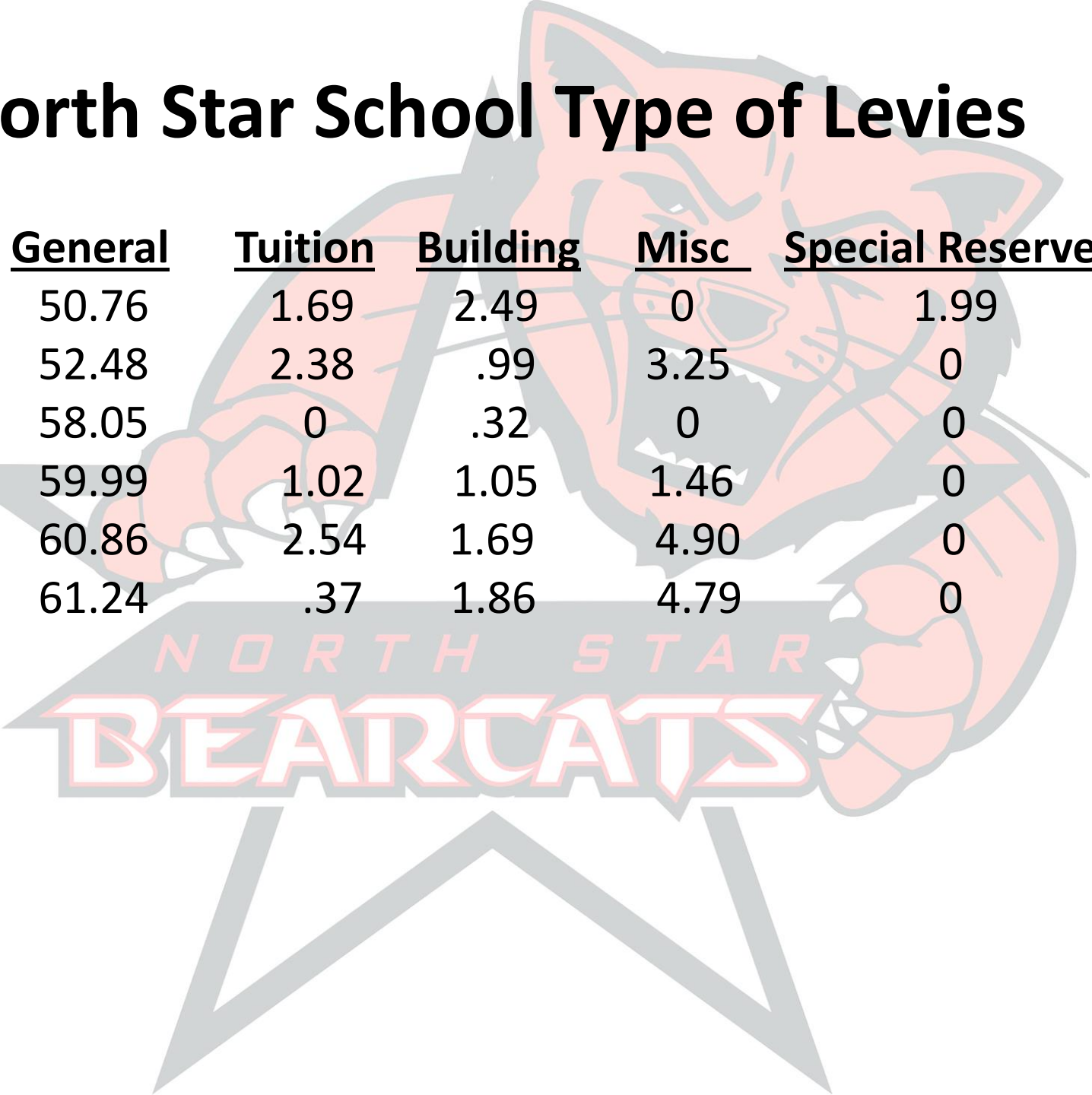
General Fund	(12% Increase)
Building Fund	(10 Mill Max)
Miscellaneous	(12 Mill Max)
Tuition	(Cover Tuition)
Special Reserve	(3 Mill Max)

Value of a Mill (\$18,777) 2019-20

North Star Recent Mill Levies

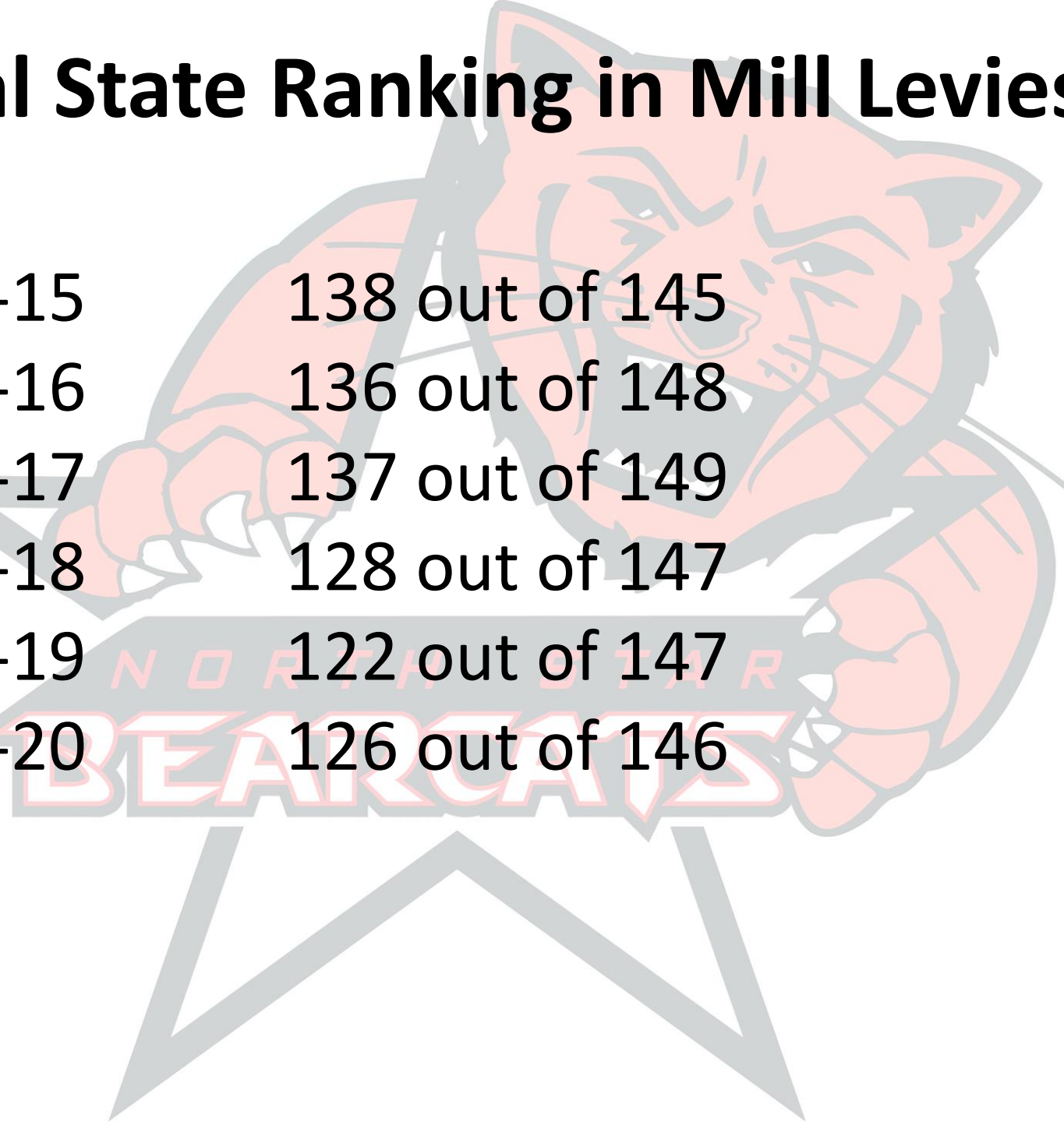
<u>Year</u>	<u>Tax Valuation</u>	<u>Total Mills</u>	<u>Value of Mill</u>	<u>Total Money Levied</u>
2016-17	\$17,090,779	58.373	\$17,090	\$997,631
2017-18	\$17,179,243	63.519	\$17,179	\$1,091,204
2018-19	\$17,746,817	69.984	\$17,746	\$1,242,000
2019-20	\$18,777,428	68.273	\$18,777	\$1,282,000

North Star School Type of Levies



<u>Year</u>	<u>General</u>	<u>Tuition</u>	<u>Building</u>	<u>Misc</u>	<u>Special Reserve</u>
2014-15	50.76	1.69	2.49	0	1.99
2015-16	52.48	2.38	.99	3.25	0
2016-17	58.05	0	.32	0	0
2017-18	59.99	1.02	1.05	1.46	0
2018-19	60.86	2.54	1.69	4.90	0
2019-20	61.24	.37	1.86	4.79	0

Total State Ranking in Mill Levies



2014-15	138 out of 145
2015-16	136 out of 148
2016-17	137 out of 149
2017-18	128 out of 147
2018-19	122 out of 147
2019-20	126 out of 146

Average cost per student and ranking

2014-15	\$10,275	115 out of 149
2015-16	\$10,688	113 out of 151
2016-17	\$10,791	122 out of 150
2017-18	\$11,568	101 out of 148
2018-19	\$11,696	100 out of 148

NORTH STAR
BEARCATS

The logo for North Star Bearcats features a stylized bear head in shades of orange and red, set against a grey star shape. The words "NORTH STAR" are written in a light red, sans-serif font above the word "BEARCATS", which is in a larger, bold, white font with a red outline. The bear's mouth is open, showing its teeth.

Per Pupil Payment

Year	Per Pupil Payment	Weighted ADM	Total	Minus 60 Mills Sp Ed REA	State Payment	Change from State	Money Levied	Change Local
2014-15	\$ 9,092.00	355.43	\$ 3,231,569.56	\$ 1,101,918.84	\$ 2,129,650.72		\$ 887,034.00	
2015-16	\$ 9,365.00	356.48	\$ 3,338,435.20	\$ 1,173,820.73	\$ 2,164,614.47	\$ 34,963.75	\$ 997,638.46	\$ 110,604.46
2016-17	\$ 9,646.00	358.82	\$ 3,461,177.72	\$ 1,265,575.41	\$ 2,195,602.31	\$ 30,987.84	\$ 997,631.00	\$ (7.46)
2017-18	\$ 9,646.00	358.73	\$ 3,460,309.58	\$ 1,270,700.75	\$ 2,189,608.83	\$ (5,993.48)	\$ 1,091,204.00	\$ 93,573.00
2018-19	\$ 9,646.00	346.36	\$ 3,340,988.56	\$ 1,267,899.51	\$ 2,073,089.05	\$ (116,519.78)	\$ 1,242,000.00	\$ 150,796.00
2019-20	\$ 9,839.00	353.24	\$ 3,475,528.36	\$ 1,321,411.17	\$ 2,154,117.19	\$ 81,028.14	\$ 1,282,000.00	\$ 40,000.00
2020-21	\$ 10,036.00	354.55	\$ 3,558,263.80	\$ 1,357,975.00	\$ 2,200,288.80	\$ 46,170.80		
					Total Gain:	\$ 70,637.27		

Expenditures and Revenue of the North Star School (General Fund)

<u>Year</u>	<u>Expenditures</u>	<u>Revenue</u>	<u>Ending Balance</u>
2014-15	\$3,353,074	\$3,258,871	\$1,236,388
2015-16	\$3,503,302	\$3,548,212	\$1,281,568
2016-17	\$3,580,065	\$3,585,117	\$1,286,620
2017-18	\$3,656,265	\$3,649,365	\$1,279,720
2018-19	\$3,668,264	\$3,618,235	\$1,229,691
2019-20	\$3,742,215	\$3,700,814	\$1,188,290

Note: Current (Carry over 35% + \$50,000)

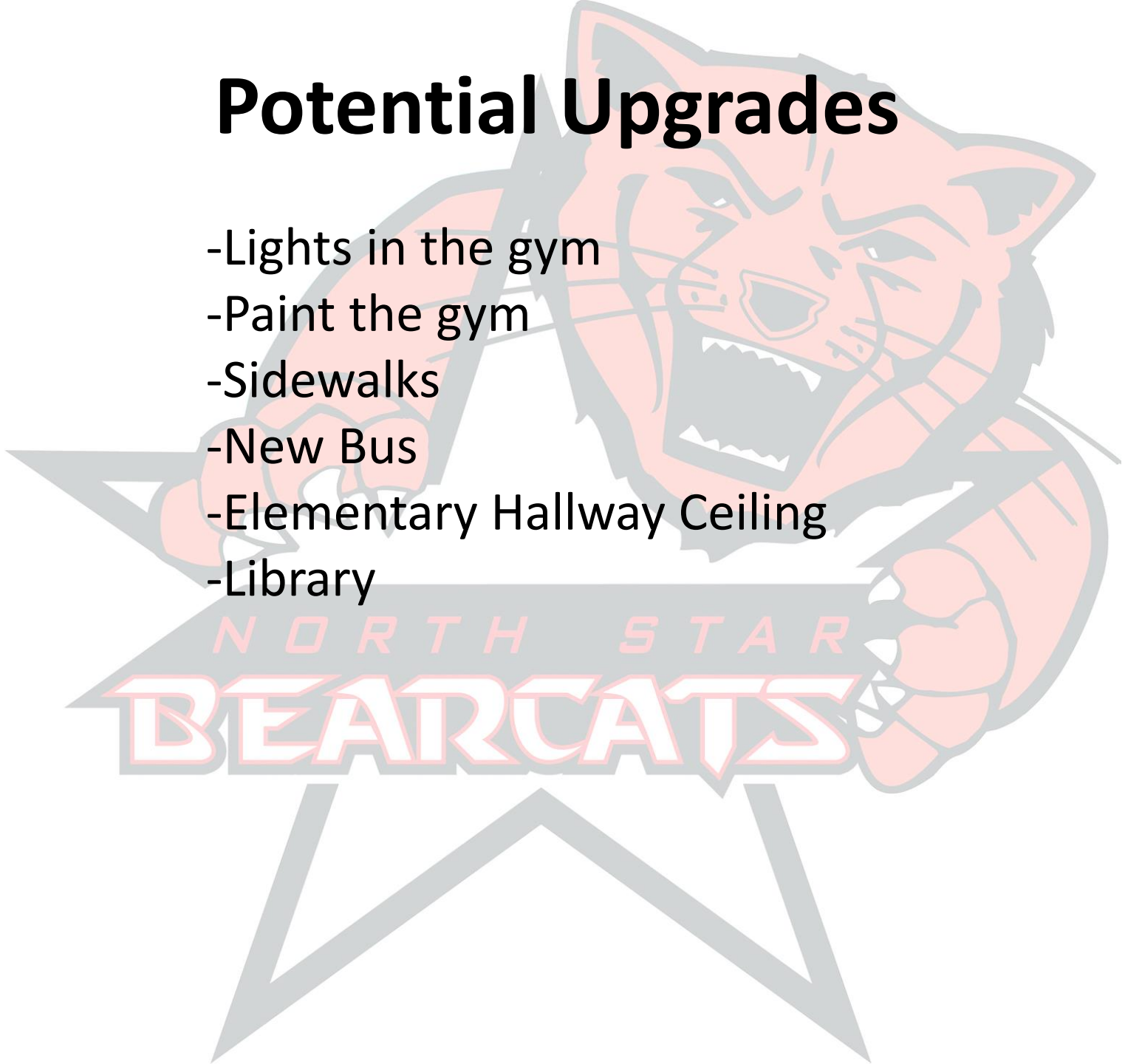
Upgrades

- Music Rooms Roof
- Shop Roof
- HS Men's Bathroom
- Gym Lights/Floor/Paint
- Elementary Hallway Ceiling
- New Bus



Potential Upgrades

- Lights in the gym
- Paint the gym
- Sidewalks
- New Bus
- Elementary Hallway Ceiling
- Library



Construction Dates



1938-Grade School

1954-Gym and West Elementary Classroom Addition

1961-High School Addition

1963-Grade School Relighting

1974-Music/Band and Vocational Ag Addition

1980-Boiler Room/Coal Bin-Energy Conservation Project

1981-Ash Removal System

1995-Gym Floor Project

2003-New Kitchen Remodel and Addition

The image features a large, stylized logo for the North Star Bearcats. At the top is a red bearcat head with a fierce expression, showing its teeth and whiskers. Below the head is a large, grey, five-pointed star. The word "NORTH STAR" is written in a smaller, red, sans-serif font across the top of the star. The word "BEARCATS" is written in a larger, bold, white, sans-serif font with a red outline across the middle of the star. The word "Discussion" is centered over the bearcat head in a black, sans-serif font.

Discussion